

Micro Miniature Band Pass Filters



RLC Electronics' Micro Miniature Band-Pass Filters offer excellent frequency response characteristics with low insertion loss. The small size capability is provided by utilization of

miniaturized high Q devices in a microstrip mode. Standard units utilize low ripple, Chebychev design. Other responses are available when desired.

Specifications

MBP-1-2-3-4

Model Number	Center Frequency Range (MHz)	3 dB Bandwidth (% of fc)	Number of Sections	Stopband Attenuation
MBP	10 to 500	2 to 70%	2	See Curves on page 32
	500 to 2500	2 to 50%	to	
	2500 to 12,400	2 to 25%	8	

VSWR: 1.5:1, Bandwidth: Curve 1, pg. 30

Passband Insertion Loss (max at fc):

Curve 1, pg. 47 catalog

0.5 dB Bandwidth: Curve 2, pg. 30

1 dB Bandwidth: Curve 3, pg. 30

Connectors: SMA Female, tabs or pins

Impedance: 50 Ohms

Phase Linearity: 5 deg. Curve 4, pg. 30

Power Rating: 2 Watts

Spurious: None to 2.8 x fc or 18 GHz
whichever is less

Environmental: MIL-E-5400, Class 1A

To designate the filter desired use:

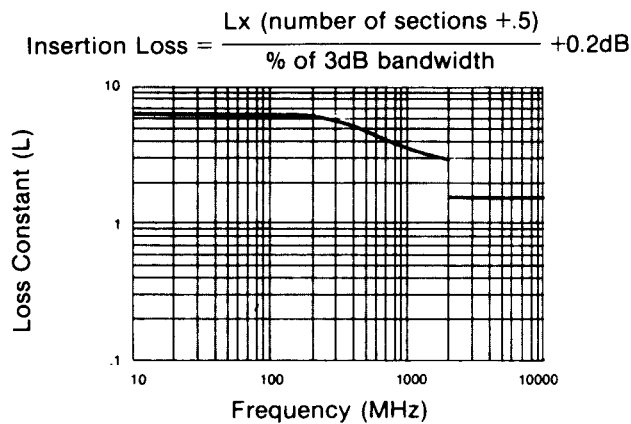
- (1) Center Frequency in MHz
- (2) 3dB bandwidth in MHz
- (3) Number of Sections

- (4) Configuration from outlines pages 33 & 47
Note that configurations may not be designated outside of their frequency range

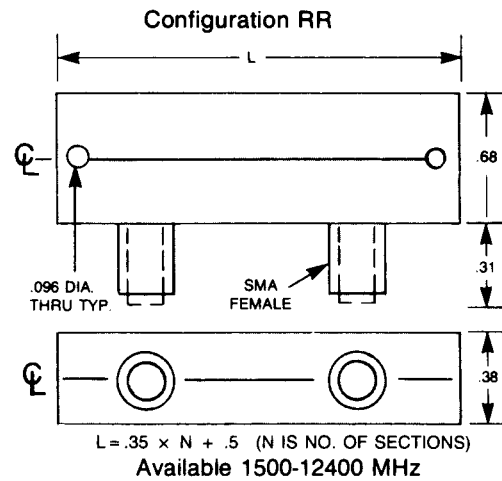
Example: MBP-500-4-RA is a 500MHz center frequency 50 MHz 3 dB bandwidth, 4 section, Micro Miniature Band Pass Filter with outline per configuration RA



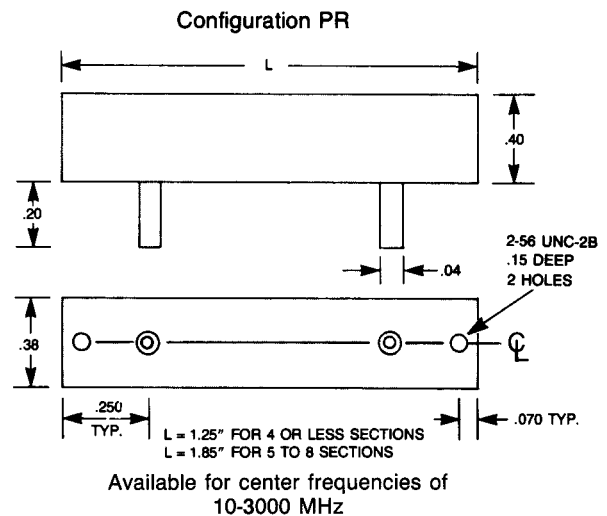
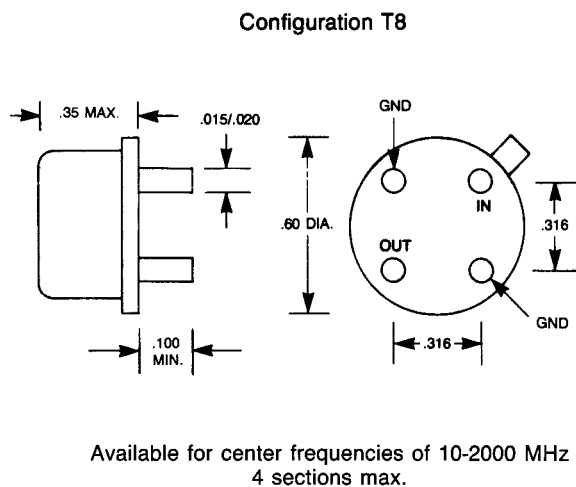
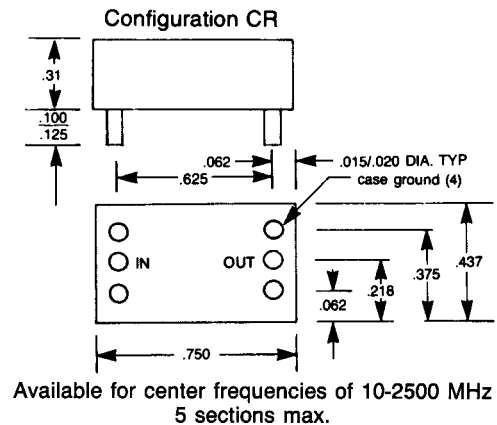

curve 1 Insertion Loss



Outline Drawing



Outline Drawing



RLC ELECTRONICS, INC.

83 Radio Circle, Mount Kisco, New York 10549 • Telephone: 914-241-1334 • Fax: 914-241-1753
 e-mail: sales@rlcelectronics.com • www.rlcelectronics.com